

(19) World Intellectual Property Organization
International Bureau



(43) International Publication Date
13 June 2002 (13.06.2002)

PCT

(10) International Publication Number
WO 02/46144 A1

- (51) International Patent Classification⁷: C07C 259/06, A61K 31/165
- (21) International Application Number: PCT/EP01/14311
- (22) International Filing Date: 6 December 2001 (06.12.2001)
- (25) Filing Language: English
- (26) Publication Language: English
- (30) Priority Data:
00126820.0 7 December 2000 (07.12.2000) EP
- (71) Applicant: F. HOFFMANN-LA ROCHE AG [CH/CH];
Grenzacherstrasse 124, CH-4070 Basel (CH).
- (72) Inventors: GEORGES, Guy; Hoehlmuehlerstr. 1, 82392 Habach (DE). GROSSMANN, Adelbert; Heimgartenstrasse 1, 82436 Eglfing (DE). SATTELKAU, Tim; Renzstrasse 1, 68161 Mannheim (DE). SCHAEFER, Wolfgang; Tannhäusering 190, 68199 Mannheim (DE). TIBES, Ulrich; Am Sandberg 102, 60599 Frankfurt (DE).
- (74) Agent: SCHREINER, Siegfried; Roche Diagnostics GmbH, Patent Department (TR-E), P.O. Box 11 52, 82372 Penzberg (DE).
- (81) Designated States (*national*): AE, AG, AL, AM, AT, AU, AZ, BA, BB, BG, BR, BY, BZ, CA, CH, CN, CO, CR, CU, CZ, DE, DK, DM, DZ, EC, EE, ES, FI, GB, GD, GE, GH, GM, HR, HU, ID, IL, IN, IS, JP, KE, KG, KP, KR, KZ, LC, LK, LR, LS, LT, LU, LV, MA, MD, MG, MK, MN, MW, MX, MZ, NO, NZ, OM, PH, PL, PT, RO, RU, SD, SE, SG, SI, SK, SL, TJ, TM, TR, TT, TZ, UA, UG, UZ, VN, YU, ZA, ZM, ZW.
- (84) Designated States (*regional*): ARIPO patent (GH, GM, KE, LS, MW, MZ, SD, SL, SZ, TZ, UG, ZM, ZW), Eurasian patent (AM, AZ, BY, KG, KZ, MD, RU, TJ, TM), European patent (AT, BE, CH, CY, DE, DK, ES, FI, FR, GB, GR, IE, IT, LU, MC, NL, PT, SE, TR), OAPI patent (BF, BJ, CF, CG, CI, CM, GA, GN, GQ, GW, ML, MR, NE, SN, TD, TG).

Published:

— with international search report

For two-letter codes and other abbreviations, refer to the "Guidance Notes on Codes and Abbreviations" appearing at the beginning of each regular issue of the PCT Gazette.



WO 02/46144 A1

(54) Title: TETRALONE DERIVATIVES AS ANTITUMOR AGENTS

(57) Abstract: Compounds of formula (I) wherein R₁, R₂, R₃, R₄, R₅, X and Y have the meanings defined below, process of manufacturing these compounds and pharmaceuticals containing such a compound have HDAC inhibitor activity. R₁ is selected from hydrogen, (1-4C)alkyl, COOH, COO(1-4C)alkyl, R₂, R₃, R₄, R₅ are independently selected from hydrogen, a halogen atom, an (1-4C)alkyl-, trifluoromethyl-, hydroxy-, (1-4C)alkoxy-, aryloxy-, arylalkyloxy-, nitro-, amino-, (1-4C)alkylamino-, di[(1-4C)alkyl]-amino, piperidino, morpholino, pyrrolidino, (1-4C)alkanoylamino-, or an aryl group, or a heteroaryl group, or R₂ and R₃ together or R₃ and R₄ together or R₄ and R₅ together, respectively, can form an (1-3C)alkylenedioxy ring, or R₂ and R₃ together or R₃ and R₄ together or R₄ and R₅ together, respectively, can form an (3-5C)alkylene chain. Y is CH₂-CH₂-. X is an alkylene-chain of 4 to 10 carbon atoms which can be saturated or unsaturated with one or two double bonds or one or two triple bonds or a one double and one triple bond, and which can be branched or unbranched or interrupted by a (3-7C) cycloalkylring.

Tetralone derivatives as antitumor agents

The present invention relates to (1-oxo-1,2,3,4-tetrahydro-naphthalen-2-yl)-alkanoic acid hydroxamides, or pharmaceutically-acceptable salts thereof. These compounds have been found to possess anti-cell-proliferation activity such as anti-cancer activity and are accordingly useful in methods of treatment of the human or animal body. The invention also relates to processes for the manufacture of said (1-oxo-1,2,3,4-tetrahydro-naphthalen-2-yl)-alkanoic acid hydroxamides, to pharmaceutical compositions containing them and to their use in the manufacture of medicaments of use in the production of an anti-cell-proliferation effect in a warm-blooded animal such as a human being.

10 Background of the Invention:

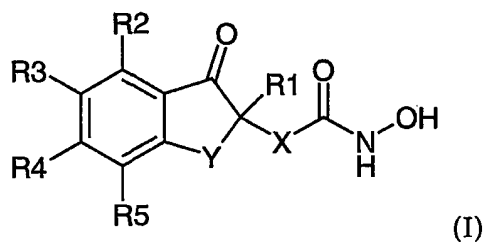
Transcriptional regulation is a major event in cell differentiation, proliferation, and apoptosis. Transcriptional activation of a set of genes determines cell destination and for this reason transcription is tightly regulated by a variety of factors. One of its regulatory mechanisms involved in the process is an alteration in the tertiary structure of DNA, which affects transcription by modulating an accessibility of transcription factors to their target DNA segments. Nucleosomal integrity is regulated by the acetylation status of the core histones. In a hypoacetylated state, nucleosomes are tightly compacted and thus are nonpermissive for transcription. On the other hand, nucleosomes are relaxed by acetylation of the core histones, with the result being permissiveness to transcription. The acetylation status of the histones is governed by the balance of the activities of histone acetyl transferase (HAT) and histone deacetylase (HDAC). Recently, HDAC inhibitors have been found to arrest growth and apoptosis in several types of cancer cells, including colon cancer, T-cell lymphoma, and erythroleukemic cells. Given that apoptosis is a crucial factor for cancer progression, HDAC inhibitors are promising reagents for cancer therapy as effective inducers of apoptosis.

Several structural classes of HDAC inhibitors are described in the state of the art and were reviewed by Marks, P.M., et al., J. Natl. Cancer Inst. 15 (2000) 1210-1216. Hydroxamic acid compounds having HDAC inhibitory activity are also described in WO 98/55449 and US Patent No. 5,369,108.

5 It has now been found that (1-oxo-1,2,3,4-tetrahydro-naphthalen-2-yl)-alkanoic acid hydroxamides possess anti-cell-proliferation properties which arise from their HDAC inhibitory activity. The HDAC inhibitory activity of several (1-oxo-1,2,3,4-tetrahydro-naphthalen-2-yl)-alkanoic acid hydroxamides described in the present application is superior to SAHA (suberoylanilide hydroxamic acid, which was shown to have HDAC
10 inhibitory activity (US Patent No. 5,369,108)).

Description of the Invention:

The present invention relates to new compounds of the general formula (I) and their use as antitumor agents:



wherein:

R1 is selected from hydrogen, (1-4C)alkyl, COOH, COO(1-4C)alkyl;
 R2, R3, R4, R5 are independently selected from hydrogen, a halogen atom, an
 (1-4C)alkyl-, trifluoromethyl-, hydroxy-, (1-4C)alkoxy-, aryloxy-, arylalkyloxy-,
 20 nitro-, amino-, (1-4C)alkylamino-, di[(1-4C)alkyl]-amino-, piperidino, morpholino,
 pyrrolidino, (1-4C)alkanoylamino-, or an aryl group, or a heteroaryl group, or R2 and
 R3 together or R3 and R4 together or R4 and R5 together, respectively, can form an

(1-3C)alkylenedioxy ring, or R2 and R3 together or R3 and R4 together or R4 and R5 together, respectively, can form an (3-5C)alkylene chain;

Y is $-\text{CH}_2-\text{CH}_2-$;

5 X is an alkylene – chain of 4 to 10 carbon atoms which can be saturated or unsaturated with one or two double bonds or one or two triple bonds or a one double and one triple bond, and which can be branched or unbranched or interrupted by a (3-7C) cycloalkyl ring.

10 The enantiomers of the compounds of formula (I), their diastereoisomers, racemates and mixtures thereof are also included in the present invention, as well as the salts of the compounds of formula (I) with pharmaceutically acceptable acids or bases.

15 It is also to be understood that certain derivatives of the formula I can exist in solvated as well as unsolvated forms such as, for example, hydrated forms. It is to be understood that the invention encompasses all such solvated forms which possess anticancer activity.

Preferred compounds of formula (I) are those in which R2 and R5 are hydrogen. Particularly preferred compounds of formula (I) are those in which three out of the four radicals R2, R3, R4 and R5 are hydrogen.

20 A suitable value for a substituent when it is a halogen atom is, for example, fluoro, chloro, bromo and iodo; when it is (1-4C)alkyl is, for example, methyl, ethyl, propyl, isopropyl, butyl, isobutyl, sec-butyl; when it is (1-4C)alkoxy is, for example, methoxy, ethoxy, propoxy, isopropoxy or butoxy; when it is (1-4C)alkylamino is, for example, methylamino, ethylamino or isopropylamino; when it is di-[(1-4C)alkyl]amino is, for example, dimethylamino, N-ethyl-N-methylamino, diethylamino, N-methyl-N-propylamino or dipropylamino; when it is (1-4C)alkanoylamino is, for example, formylamido, acetamido, propionamido or butyramido; when it is (1-3C)alkylenedioxy is, for example, methylenedioxy, ethylenedioxy or propylenedioxy.

30 An aryl group is a carbocyclic conjugated ring system, for example phenyl, naphthyl, preferably phenyl, which may be unsubstituted or substituted by 1, 2, or 3 substituents independently selected from a halogen atom, an (1-4C)alkyl-, trifluoromethyl-,

hydroxy-, (1-4C)alkoxy-, arylalkyloxy-, aryloxy, (1-3C)alkylenedioxy-, nitro-, amino-, (1-4C)alkylamino-, di[(1-4C)alkyl]amino-, or an (1-4C)alkanoylamino-group as defined above.

5 A heteroaryl group is either a 5 or 6 membered cyclic conjugated ring system with one or two hetero atoms independently chosen from nitrogen, oxygen, and sulfur, for example pyridinyl, thiophenyl, furyl or pyrrolyl, or an annulated bicyclic conjugated ring system like indolyl-, quinolyl- or isoquinolyl-, which may be unsubstituted or substituted by 1, 2, or 3 substituents independently selected from a halogen atom, an (1-4C)alkyl-, trifluoromethyl-, hydroxy-, (1-4C)alkoxy-, arylalkyloxy-, aryloxy,
10 (1-3C)alkylenedioxy-, nitro-, amino-, (1-4C)alkylamino-, di[(1-4C)alkyl]amino-, or an (1-4C)alkanoylamino-group as defined above.

A preferred value for the arylalkyloxy- radical is benzyloxy.

A preferred (3-7C) cycloalkyl ring is cyclopropyl or cyclobutyl whereby the ring is bond to the chain in a 1,1'-connection.

15 Preferred values for the chain X are $-(\text{CH}_2)_n-$ and $-\text{CH}=\text{CH}-(\text{CH}_2)_{n-2}-$, in which n is an integer from 3 to 7, most preferably from 4 to 6. Other preferred values are $-(\text{CH}_2)_{n-1}-\text{CH}(\text{CH}_3)-$, $-(\text{CH}_2)_{n-1}-\text{C}(\text{CH}_3)_2-$ or $-(\text{CH}_2)_{n-1}-\text{C}(-\text{CH}_2-\text{CH}_2)-$ in which n is an integer from 3 to 7, most preferably from 4 to 6.

20 According to a further aspect of the invention there is provided a pharmaceutical composition which comprises a pharmaceutically effective amount of one or more compounds of formula I or a pharmaceutically-acceptable salt thereof, as defined hereinbefore in association with a pharmaceutically-acceptable diluent, excipient or carrier. The composition may be in a form suitable for oral administration, for example as a tablet or capsule, for parenteral injection (including intravenous,
25 subcutaneous, intramuscular, intravascular or infusion) as a sterile solution, suspension or emulsion, for topical administration as an ointment or cream or for rectal administration as a suppository. In general the above compositions may be prepared in a manner using conventional excipients.

These pharmaceutical compositions can be administered orally, for example in the form of tablets, coated tablets, hard or soft gelatin capsules, solutions, emulsions or suspensions. They can also be administered rectally, for example, in the form of suppositories, or parenterally, for example, in the form of injection solutions.

- 5 The pharmaceutical compositions of the present invention comprising compounds of formula I, their diastereomers, racemates and mixtures or the salts thereof may be manufactured in a manner that is known in the art, e. g., by means of conventional mixing, encapsulating, dissolving, granulating, emulsifying, entrapping, coated tablet-making, or lyophilizing processes. These pharmaceutical preparations can be
- 10 formulated with therapeutically inert, inorganic or organic carriers. Lactose, corn starch or derivatives thereof, talc, steric acid or its salts can be used as such carriers for tablets, coated tablets, dragees and hard gelatin capsules. Suitable carriers for soft gelatin capsules are vegetable oils, waxes, fats, semi-solid or liquid poll. Depending on the nature of the active substance, no carriers are generally required in the case of soft
- 15 gelatin capsules. Suitable carriers for the manufacture of solutions and syrups are water, polyols, saccharose, invert sugar and glucose. Suitable carriers for injection are water, alcohols, polyols, glycerin, vegetable oils, phospholipids and surfactants. Suitable carriers for suppositories are natural or hardened oils, waxes, fats and semi-liquid polyols.
- 20 The pharmaceutical preparations can also contain preserving agents, solubilizing agents, stabilizing agents, wetting agents, emulsifying agents, sweetening agents, coloring agents, flavoring agents, salts for varying the osmotic pressure, buffers, coating agents or antioxidants. They can also contain other therapeutically valuable substances, including additional active ingredients other than those of formula I.
- 25 The (1-oxo-1,2,3,4-tetrahydro-naphthalen-2-yl)-alkanoic acid hydroxamide will normally be administered to a warm-blooded animal at a unit dose within the range 5-5000 mg per square meter body area of the animal, i.e. approximately 0.1-100 mg/kg, and this normally provides a therapeutically-effective dose. A unit dose form such as a tablet or capsule will usually contain, for example 1-250 mg of active ingredient.
- 30 Preferably a daily dose in the range of 1-100 mg/kg is employed. However the daily dose will necessarily be varied depending upon the host treated, the particular route of

administration, and the severity of the illness being treated. Accordingly the optimum dosage may be determined by the practitioner who is treating any particular patient.

5 According to a further aspect of the present invention there is provided a (1-oxo-1,2,3,4-tetrahydro-naphthalen-2-yl)-alkanoic acid hydroxamide derivative of the formula I as defined hereinbefore for use in a method of treatment of the human or animal body by therapy. We have now found that the compounds of the present invention possess anti-cell-proliferation properties arising from their histone deacetylase inhibitory activity. Accordingly the compounds of the present invention are useful in a method for treating the proliferation of malignant cells. Accordingly the
10 compounds of the present invention are expected to be useful in the treatment of cancer by providing an anti-proliferative effect, particularly in the treatment of cancers of the breast, lung, colon, rectum, stomach, prostate, bladder, pancreas and ovary. It is in addition expected that a derivative of the present invention will possess activity against a range of leukemias, lymphoid malignancies and solid tumors such as
15 carcinomas and sarcomas in tissues such as the liver, kidney, prostate and pancreas.

Thus according to this aspect of the invention there is provided the use of a (1-oxo-1,2,3,4-tetrahydro-naphthalen-2-yl)-alkanoic acid hydroxamide derivative of the formula I, or a pharmaceutically-acceptable salt thereof, as defined herein in the manufacture of a medicament for use in the production of an anti-cell-proliferation
20 effect in a warm-blooded animal such as a human being.

According to a further feature of this aspect of the invention there is provided a method for producing an anti-cell-proliferation effect in a warm-blooded animal, such as man, in need of such treatment which comprises administering to said animal an effective amount of a (1-oxo-1,2,3,4-tetrahydro-naphthalen-2-yl)-alkanoic acid
25 hydroxamide derivative as defined hereinbefore.

The anti-cell-proliferation treatment defined hereinbefore may be applied as a sole therapy or may involve, in addition to the (1-oxo-1,2,3,4-tetrahydro-naphthalen-2-yl)-alkanoic acid hydroxamide derivative of the invention, one or more other anti-tumor substances, for example those selected from, for example, mitotic inhibitors, for
30 example vinblastine; alkylating agents, for example cis-platin, carboplatin and cyclophosphamide; inhibitors of microtubule assembly, like paclitaxel or other taxanes;

antimetabolites, for example 5-fluorouracil, capecitabine, cytosine arabinoside and hydroxyurea, or, for example, intercalating antibiotics, for example adriamycin and bleomycin; immunostimulants, for example trastuzumab; DNA synthesis inhibitor, e.g. gemcitabine; enzymes, for example asparaginase; topoisomerase inhibitors, for example etoposide; biological response modifiers, for example interferon; and anti-hormones, for example antioestrogens such as tamoxifen or, for example antiandrogens such as (4'-cyano-3-(4-fluorophenylsulphonyl)-2-hydroxy-2-methyl-3'-(trifluoromethyl)propionanilide, or other therapeutic agents and principles as described in, for example, *Cancer: Principles & Practice of Oncology*, Vincent T. DeVita, Jr., Samuel Hellmann, Steven A. Rosenberg; 5th Ed., Lippincott-Raven Publishers (1997). Such conjoint treatment may be achieved by way of the simultaneous, sequential or separate dosing of individual components of the treatment. According to this aspect of the invention there is provided a pharmaceutical product comprising a (1-oxo-1,2,3,4-tetrahydro-naphthalen-2-yl)-alkanoic acid hydroxamide derivative of the formula I as defined hereinbefore and an additional anti-tumor substance as defined hereinbefore for the conjoint treatment of cancer.

Examples for physiologically acceptable salts of compounds of formula I are salts with physiologically acceptable bases. These salts can be, among others, alkali, earth alkali, ammonium and alkylammonium salts, for example sodium, potassium, calcium, tetramethylammonium salts.

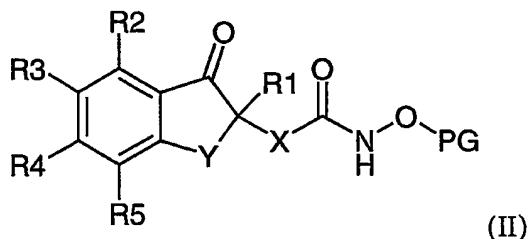
The separation of racemic compounds into their enantiomers can be performed by chromatography on an analytical, semipreparative or preparative scale using suitable optically active stationary phases with suitable eluents. Suitable optically active stationary phases include, but are not limited to, silica (e.g. ChiraSperTM, Merck; ChiralpakTM OT/OP, Baker), cellulose esters or carbamates (e.g. ChiracelTM OB/OY, Baker) or others (e.g. CrownpakTM, DaicelTM or ChiracelTM OJ-R, Baker). Other methods for the separation of enantiomers can also be applied, like the formation of diastereomeric compounds from compounds of the formula I together with other optically active compounds, e.g. camphersulfonic acid or brucin, and separation of these diastereomeric compounds, followed by the liberation from the optically active agent. Enantiomerically enriched or pure compounds of formula I are also obtainable by the usage of optically active starting materials.

Preparation of the compounds of the invention:

The compounds of formula (I) can be prepared by known methods as described in the literature (e.g., in standard textbooks such as Houben-Weyl, "Methoden der Organischen Chemie, Georg Thieme Verlag", Stuttgart; Organic Reactions, John Wiley & Sons, Inc., New York) and in the references cited in the examples and namely under
5 reaction conditions that are known and suitable for the said reactions. One can also use known variants that are not mentioned here in detail. Compounds of formula (I) can be prepared by any process known to be applicable to the preparation of chemically related compounds. Furthermore, a compound of formula (I) can be converted by
10 known methods into another compound of formula (I).

Such processes, when used to prepare a (1-oxo-1,2,3,4-tetrahydro-naphthalen-2-yl)-alkanoic acid hydroxamide derivative of the formula I, or a pharmaceutically-acceptable salt thereof, are provided as a further feature of the invention and are
15 illustrated by the following representative examples in which, unless otherwise stated, X, Y, R1, R2, R3, R4, R5 and n have any of the meanings defined hereinbefore. Necessary starting materials may be obtained by standard procedures of organic chemistry. The preparation of such starting materials is described within the accompanying non-limiting examples. Alternatively necessary starting materials are obtainable by analogous procedures to those illustrated which are within the ordinary
20 skills of an organic chemist.

(A) One preferred method for the preparation of compounds of the formula I is the deprotection of compounds of the formula II



wherein PG is a suitable protecting group and in which R1, R2, R3, R4, R5, X and Y have the above meaning.

Compounds of the formula (II) are new and included in the present invention.

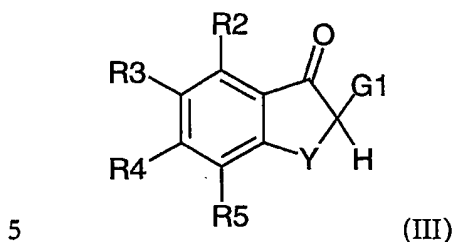
5 Suitable protecting groups PG are for example the benzyl-, p-methoxybenzyl-, tert.butylloxycarbonyl-, trityl-, or silyl groups such as the trimethylsilyl- or dimethyl-tert.butylsilyl-group. The reaction conditions for the deprotection depend on the type of the protecting group. When the protecting group is a benzyl- or p-methoxybenzyl group, the reaction carried out is a hydrogenolysis in an inert solvent such as an alcohol like methanol or ethanol, in the presence of a noble metal catalyst such as
10 palladium or platinum on a suitable carrier such as carbon, barium sulfate, or barium carbonate, at ambient temperature and pressure. When the protecting group is a tert.butylloxycarbonyl- or a tritylgroup, the reaction is carried out in the presence of acids at a temperature between -20°C to 60°C, preferably between 0°C and ambient temperature. The acid may be a solution of hydrochloric acid in an inert solvent such as diethyl ether or dioxane, or trifluoroacetic acid in dichloromethane. When the
15 protecting group is a silyl group such as the trimethylsilyl- or dimethyl-tert.butylsilyl-group, the reaction is preferably carried out in the presence of a fluoride source such as sodium fluoride or tetrabutyl ammonium fluoride in an inert solvent such as dichloromethane.

20 Compounds of the formula (II) in which R1 is COOH can be prepared from compounds of the formula (II) in which R1 is COO(1-4C)alkyl by hydrolysis of the ester moiety. The reactions carried out to achieve this transformation depend on the type of the (1-4C)alkyl-group. When the (1-4C)alkyl-group is a methyl or ethyl group, the reaction is carried out in the presence of a base, for example, lithium hydroxide, sodium hydroxide, or potassium hydroxide in an inert solvent or diluent, for example,
25 in methanol or ethanol or tetrahydrofuran. When the (1-4C)alkyl-group is the tert.butyl group, the reaction is carried out in the presence of an acid, for example, a solution of hydrochloric acid in an inert solvent such as diethyl ether or dioxane, or trifluoroacetic acid in dichloromethane.

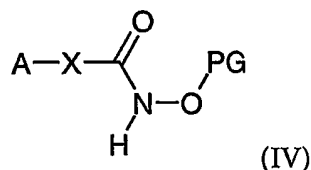
30 Compounds of the formula (II) in which R1 is H can be prepared from compounds of the formula (II) in which R1 is COOH by thermal decarboxylation. This can be

achieved by heating in an inert solvent for 1 to 48h, preferably 5 to 9h at a temperature between 60 and 200 °C, preferably between 80 and 120°C.

Compounds of the formula (II) in which R1 is (1-4C)alkyl or COO(1-4C)alkyl can be obtained by the reaction of a compound of the formula (III)



in which R2, R3, R4, R5 and Y have the above meaning, and G1 is (1-4C)alkyl or COO(1-4C)alkyl, with a compound of formula (IV)



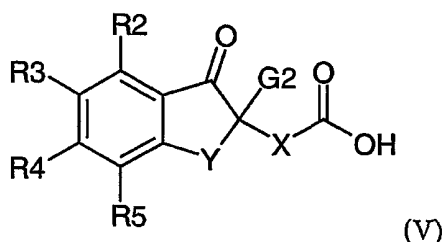
10 wherein A is a displaceable group, PG has the meaning defined hereinbefore, and X has the above meaning in the absence or presence of a suitable base.

15 A suitable displaceable group A is, for example, a halogeno, or sulphonyloxy group, for example a chloro, bromo, methanesulphonyloxy or toluene-p-sulphonyloxy group. A suitable base is, for example, an organic amine base such as, for example, pyridine, 2,6-lutidine, collidine, 4-dimethylaminopyridine, triethylamine, morpholine, N-methylmorpholine or diazabicyclo[5.4.0]undec-7-ene, or, for example, an alkali or alkaline earth metal carbonate or hydroxide, for example sodium carbonate, potassium carbonate, calcium carbonate, sodium hydroxide or potassium hydroxide.

20 The reaction is conveniently carried out in the presence of a suitable inert solvent or diluent, for example an alkanol or ester such as methanol, ethanol, isopropanol or ethyl acetate, a halogenated solvent such as methylene chloride, chloroform or carbon

tetrachloride, an ether such as tetrahydrofurane or 1,4-dioxane, an aromatic solvent such as toluene, or a dipolar aprotic solvent such as N,N-dimethylformamide, N,N-dimethylacetamide, N-ethylpyrrolidin-2-one or dimethylsulphoxide. The reaction is conveniently carried out at a temperature in the range, for example, 10 to 250°C, preferably in the range 50-150°C.

Compounds of the formula (II) in which R1 is hydrogen, (1-4C)alkyl or COO(1-4C)alkyl can also be obtained by the reaction of a compound of the formula (V)



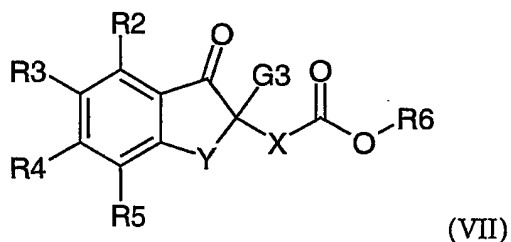
in which R2, R3, R4, R5, X and Y have the above meaning, and G2 is hydrogen, (1-4C)alkyl or COO(1-4C)alkyl



wherein PG is a suitable protecting group as described above. This reaction typically involves a two-step one-pot procedure. In the first step, the carboxylate of the formula (V) becomes activated. This reaction is carried out in an inert solvent or diluent, for example, in dichloromethane, dioxane, or tetrahydrofurane, in the presence of an activating agent. A suitable reactive derivative of an acid is, for example, an acyl halide, for example an acyl chloride formed by the reaction of the acid and an inorganic acid chloride, for example thionyl chloride; a mixed anhydride, for example an anhydride formed by the reaction of the acid and a chloroformate such as isobutyl chloroformate; an active ester, for example an ester formed by the reaction of the acid and a phenol such as pentafluorophenol; an active ester formed by the reaction of the acid and N-hydroxybenzotriazole; an acyl azide, for example an azide formed by the reaction of the acid and an azide such as diphenylphosphoryl azide; an acyl cyanide, for example a cyanide formed by the reaction of an acid and a cyanide such as diethylphosphoryl

5 cyanide; or the product of the reaction of the acid and a carbodiimide such as dicyclohexylcarbodiimide, or the product of the reaction of the acid and bis-(2-oxo-3-oxazolidinyl)-phosphorylchloride. The reaction is carried out between -30°C and 60°C, conveniently at or below 0°C. In the second step, hydroxylamine is added to the solution, at the temperature used for the activation, and the temperature is slowly adjusted to ambient temperature. These methods are well known to those skilled in the art. In principle, all methods for the synthesis of amides as used in peptide chemistry as described in e.g. "Methoden der organischen Chemie (Houben-Weyl)" Vol. XV/1 and XV/2 are also applicable.

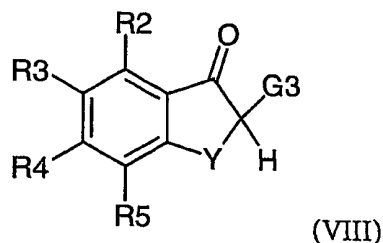
10 Compounds of the formula (V) are prepared from compounds of the formula (VII)



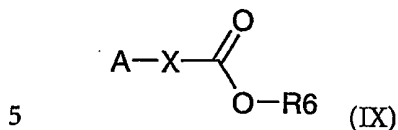
15 wherein X, Y, R2, R3, R4 and R5 have the meaning defined hereinbefore and G3 is hydrogen or (1-4C)alkyl and R6 is an alkyl group, for example, a methyl, ethyl, or tert. butyl group or benzyl group, by hydrolysis. The conditions under which the hydrolysis is carried out depend on the nature of the group R6. When R6 is a methyl or ethyl group, the reaction is carried out in the presence of a base, for example, lithium hydroxide, sodium hydroxide, or potassium hydroxide in an inert solvent or diluent, for example, in methanol or ethanol. When R6 is the tert.butyl group, the reaction is carried out in the presence of an acid, for example, a solution of hydrochloric acid in an inert solvent such as diethyl ether or dioxane, or trifluoroacetic acid in dichloromethane. When R6 is the benzyl group, the reaction is carried out by hydrogenolysis in the presence of a noble metal catalyst such as palladium or platinum on a suitable carrier, such as carbon.

20

Compounds of the formula (VII) are prepared from compounds of the formula (VIII)



in which R2, R3, R4, R5, Y and G3 have the meaning defined hereinabove, by reaction with compounds of the formula (IX)



10 wherein A, X and R6 have the meaning defined hereinbefore, in the absence or presence of a suitable base. A suitable base is, for example, an organic amine base such as, for example, pyridine, 2,6-lutidine, collidine, 4-dimethylaminopyridine, triethylamine, morpholine, N-methylmorpholine or diazabicyclo[5.4.0]undec-7-ene, or, for example, an alkali or alkaline earth metal carbonate or hydroxide, for example sodium carbonate, potassium carbonate, calcium carbonate, sodium hydroxide or potassium hydroxide, or a hydride, for example sodium hydride.

15 The reaction is conveniently carried out in the presence of a suitable inert solvent or diluent, for example an alkanol or ester such as methanol, ethanol, isopropanol or ethyl acetate, a halogenated solvent such as methylene chloride, chloroform or carbon tetrachloride, an ether such as tetrahydrofuran or 1,4-dioxane, an aromatic solvent such as toluene, or a dipolar aprotic solvent such as N,N-dimethylformamide, N,N-dimethylacetamide, N-ethylpyrrolidin-2-one or dimethylsulphoxide. The reaction is conveniently carried out at a temperature in the range of, for example, 10 to 250°C, preferably in the range of 50-150°C.

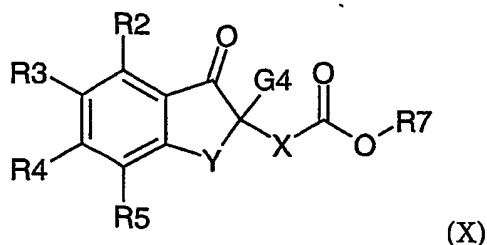
20

The preparation of compounds of formula (VII) from compounds of formula (VIII) is also described by Ugi, I., et al., Liebigs Ann. Chem. 641 (1961) 63-70.

(B) Another preferred method for the preparation of compounds of the formula I is the reaction of a compound of the formula (V) with hydroxylamine.

This reaction typically involves a two-step one-pot procedure. In the first step, the carboxylate of the formula (V) becomes activated. This reaction is carried out in an inert solvent or diluent, for example, in dichloromethane, dioxane, or tetrahydrofuran, in the presence of an activating agent. A suitable reactive derivative of an acid is, for example, an acyl halide, for example an acyl chloride formed by the reaction of the acid and an inorganic acid chloride, for example thionyl chloride; a mixed anhydride, for example an anhydride formed by the reaction of the acid and a chloroformate such as isobutyl chloroformate; an active ester, for example an ester formed by the reaction of the acid and a phenol such as pentafluorophenol; an active ester formed by the reaction of the acid and N-hydroxybenzotriazole; an acyl azide, for example an azide formed by the reaction of the acid and an azide such as diphenylphosphoryl azide; an acyl cyanide, for example a cyanide formed by the reaction of an acid and a cyanide such as diethylphosphoryl cyanide; or the product of the reaction of the acid and a carbodiimide such as dicyclohexylcarbodiimide, or the product of the reaction of the acid and bis-(2-oxo-3-oxazolidinyl)-phosphorylchloride. The reaction is carried out between -30°C and 60°C, conveniently at or below 0°C. In the second step, hydroxylamine is added to the solution, at the temperature used for the activation, and the temperature is slowly adjusted to ambient temperature. These methods are well known to those skilled in the art. In principle, all methods for the synthesis of amides as used in peptide chemistry as described in e.g. "Methoden der organischen Chemie (Houben-Weyl)", Vol. XV/1 and XV/2 are also applicable.

(C) A third preferred method for the production of compounds of the formula (I) involves the reaction of compounds of the formula (X)



wherein X, Y, R2, R3, R4 and R5 have the meaning defined hereinbefore and G4 is hydrogen or a (1-4C)alkyl group or COOt.butoxy and R7 is a (1-4C)alkyl group, preferably a methyl or ethyl group, with hydroxylamine in the presence of a suitable base. The reaction is carried out in an inert solvent or diluent such as methanol or ethanol at temperatures between 0°C and 100°C, conveniently at or near ambient temperature, and at a pH between 10 and 12. A suitable base is, for example, an alcoholate, for example, sodium methylate. Compounds of formula (X) are prepared in an analogous manner to that described for compounds of formula (VII).

The invention will now be illustrated in the following non-limiting examples in which, unless otherwise stated:

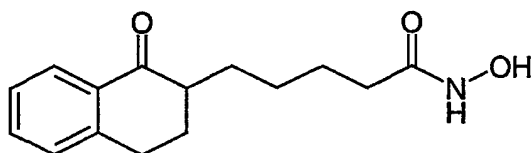
- (i) evaporations were carried out by rotary evaporation in vacuo and work-up procedures were carried out after removal of residual solids such as drying agents by filtration;
- (ii) operations were carried out at ambient temperature, that is in the range 18-25°C and under an atmosphere of an inert gas such as nitrogen;
- (iii) column chromatography (by the flash procedure) and high pressure liquid chromatography (HPLC) were performed on Merck Kieselgel silica or Merck Lichroprep™ RP-18 reversed-phase silica obtained from E. Merck, Darmstadt, Germany;
- (iv) yields are given for illustration only and are not necessarily the maximum attainable;
- (v) melting points were determined using a Büchi 510 melting point apparatus.
- (vi) the structures of the end-products of the formula I were confirmed by nuclear (generally proton) magnetic resonance (NMR) and mass spectral techniques;
- (vii) intermediates were not generally fully characterized and purity was assessed by thin layer chromatography (TLC);
- (viii) the following abbreviations have been used:
 - DMF, N,N-dimethylformamide;
 - DMSO, dimethylsulphoxide;
 - THF, tetrahydrofurane;
 - MeOH, methanol;
 - HCl, hydrochloric acid;
 - NaH, sodium hydride
 - CH₂Cl₂, dichloromethane;

H₂SO₄, sulphuric acid
sat., saturated
sol., solution
rt, room temperature

5

Example 1

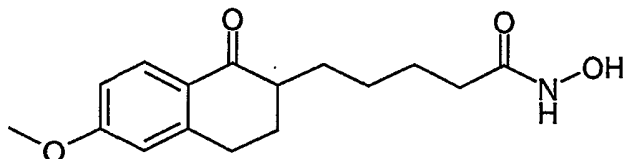
5-(1-oxo-1,2,3,4-tetrahydro-naphthalen-2-yl)-pentanoic acid hydroxamide (1d)



To a solution of 5.0g (22.9mmol) 1-oxo-1,2,3,4-tetrahydro-naphthalene-2-carboxylic acid ethyl ester (1a) (Pradeep, K., and Saravanan, K., Tetrahedron 54 (1998) 2161-2168) and 5.79g ethyl-5-bromo-pentanoate (27.7mmol) in 10mL ethanol at reflux is added a freshly prepared solution of 0.53g sodium in 15mL ethanol. After 10h at reflux enough water is added for the precipitate to dissolve. The solvent is evaporated, the residue is dissolved in a solution of 3.85g KOH in 7mL MeOH and 5mL H₂O and refluxed for another 10h. After cooling the solution is poured into 25mL ice-cold 4N HCl and extracted with CH₂Cl₂. Evaporation of the solvent leaves a residue of crude 5-(1-oxo-1,2,3,4-tetrahydro-naphthalen-2-yl)-pentanoic acid (1b) which is dissolved in 100mL MeOH. A few drops of H₂SO₄ are added and the solution is refluxed over night. After addition of some sodiumbicarbonate-solution the solvent is evaporated and the residue is subjected to column-chromatography yielding 1.9g methyl-(5-(1-oxo-1,2,3,4-tetrahydro-naphthalen-2-yl)-pentanoate) (1c). To a solution of 1.6g (23mmol) hydroxylamine hydrochloride in 40mL MeOH is added 15mL of a solution of 0.8g (35mmol) of sodium in 30mL of MeOH. To this, a solution of 3.0g (11.5mmol) methyl-(5-(1-oxo-1,2,3,4-tetrahydro-naphthalen-2-yl)-pentanoate) (1c) in 20mL MeOH is added, followed by the remaining 15mL of the sodium methylate solution. After stirring for 6h at rt the solvent is evaporated, acidified with 2N HCl and extracted with CH₂Cl₂. After evaporation the residue is purified by column-chromatography yielding 2.2g of the title compound as an oil, MS (APCI): 260.1 (M-1).

Example 2:

5-(6-methoxy-1-oxo-1,2,3,4-tetrahydro-naphthalen-2-yl)-pentanoic acid hydroxyamide (2d)

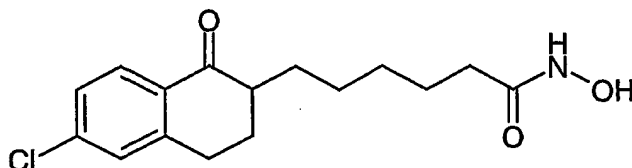


5 5-(6-methoxy-1-oxo-1,2,3,4-tetrahydro-naphthalen-2-yl)-pentanoic acid (2b) is prepared from 6-methoxy-1-oxo-1,2,3,4-tetrahydro-naphthalene-2-carboxylic acid ethyl ester (2a) (Basu, B., et al., Synth. Commun., 11, 10, 1981, 803-810) in an analogous manner to that described for 1b in example 1. 6.6g (24.3mmol) 1b are dissolved in 140mL of CH₂Cl₂. To this solution is added sequentially 3.3mL
10 triethylamine, 6.9g bis-(2-oxo-3-oxazolidinyl)-phosphorylchlorid, 3.0g O-benzylhydroxylamine and another 10.2mL triethylamine. After stirring over night the solution is washed with 2N HCl, then sat. NaCl sol., and evaporated. On treating with diethylether, 8.5g 5-(6-Methoxy-1-oxo-1,2,3,4-tetrahydro-naphthalen-2-yl)-pentanoic acid benzyloxy-amide (2c) is obtained as bright crystals. Hydrogenation of 0.5g of 2c
15 in Methanol with Pd/BaCO₃/Pb as a catalyst yields, after evaporation and treating with diethylether, 0.3g of the title compound, MP 118 – 120°C.

The enantiomers of 2d were separated by semipreparative HPLC using a Chiracel OJ-R and water/methanol as the mobile phase. Purity was determined by analytical HPLC (Chiracel OJ-R column [15cm, 4.6mm, particle size 5µm] using water 35 / methanol 65
20 v/v at a flow rate of 0.6ml/min, injection of 5µl-samples). Retention time and %ee of each enantiomer was 17.53min (91%ee) and 21.96min (84%ee), respectively.

Example 3:

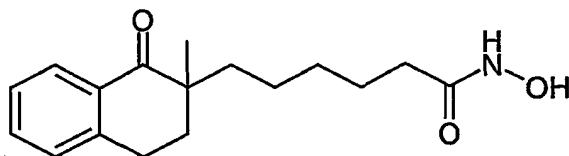
6-(6-chloro-1-oxo-1,2,3,4-tetrahydro-naphthalen-2-yl)-hexanoic acid hydroxyamide (3c)



5 6-(6-Chloro-1-oxo-1,2,3,4-tetrahydro-naphthalen-2-yl)-hexanoic acid (3b) is prepared from 6-chloro-1-oxo-1,2,3,4-tetrahydro-naphthalene-2-carboxylic acid ethyl ester (3a) (WO 98/54350) in an analogous manner to that described for 1b in example 1 using ethyl-6-bromo-hexanoate instead of ethyl-6-bromo-hexanoate. To 1.6g of 3b in 20mL of CH₂Cl₂ 3.7mL triethylamine and 1.5g 9g bis-(2-oxo-3-oxazolidinyl)-
10 phosphorylchlorid are added. After stirring for 30min, 1.7g O-tritylhydroxylamine is added and stirring is continued overnight. The solution is extracted with 2N HCl and evaporated, yielding 2.9g of an oil. This is redissolved in 20mL CH₂Cl₂ and 10mL of trifluoroacetic acid and stirred for 4h. After washing with water and evaporation of the solvent, the crude product is subjected to column-chromatography yielding 60mg of
15 the title compound as an oil, MS (APCI): 308.1 (M-1).

Example 4:

6-(2-methyl-1-oxo-1,2,3,4-tetrahydro-naphthalen-2-yl)-hexanoic acid hydroxyamide (4c)



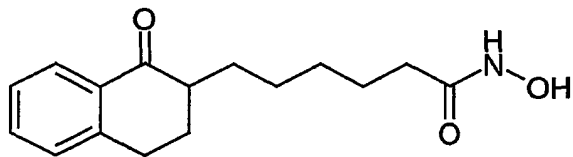
20 To a suspension of 0.7g NaH in 40mL of dry THF are added 4.0g 2-methyl-1-tetralon in 20mL of THF. After stirring for 30min, 5.5g ethyl-6-bromo-hexanoate in 10mL of THF are added and the mixture is refluxed for 6h. After evaporation of the solvent the residue is dissolved in a solution of 4.16g potassium hydroxide in 50mL of MeOH and 20mL of H₂O and heated to reflux over night. After evaporation of the MeOH, the

aqueous phase is extracted with ethylacetate, acidified with 2N HCl, and extracted again with ethylacetate. This second extract is evaporated yielding 4.2g of crude 6-(2-methyl-1-oxo-1,2,3,4-tetrahydro-naphthalen-2-yl)-hexanoic acid (4a). In an analogous manner to that described for the conversion of 3b to 3c in example 3, 4a is converted to the title compound 4c. 4c is an oil MS (APCI): 288.1 (M-1).

The enantiomers of 4c were separated by semipreparative HPLC using a Chiracel OJ-R and water/methanol as the mobile phase. Purity was determined by analytical HPLC (Chiracel OJ-R column [15cm, 4.6mm, particle size 5 μ m] using water 40 / methanol 60 v/v at a flow rate of 0.6ml/min, injection of 10 μ l-samples). Retention time and %ee of each enantiomer was 16.75min (100%ee) and 20.25min (87%ee), respectively.

Example 5:

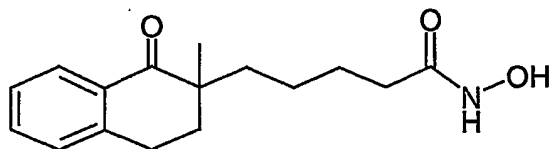
6-(1-oxo-1,2,3,4-tetrahydro-naphthalen-2-yl)-hexanoic acid hydroxyamide (5c)



6-(1-oxo-1,2,3,4-tetrahydro-naphthalen-2-yl)-hexanoic acid hydroxyamide (5a) is prepared from 1-oxo-1,2,3,4-tetrahydro-naphthalene-2-carboxylic acid ethyl ester (1a) in an analogous manner to that described for the conversion of 3a to 3c in example 3. Yield in the last step is 10%, MS (APCI): 274.1 (M-1).

Example 6:

5-(2-Methyl-1-oxo-1,2,3,4-tetrahydro-naphthalen-2-yl)-pentanoic acid hydroxyamide (6b)

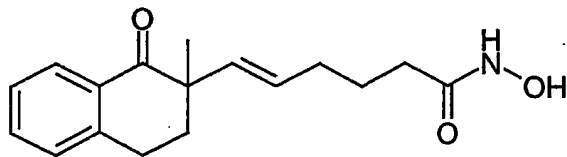


5 To a suspension of 0.86g NaH in 40mL of dry THF are added 5.0g 2-methyl-1-tetralon in 20mL of THF. After stirring for 30min, 7.5g ethyl-5-bromo-pentanoate in 20mL of THF are added and the mixture is refluxed for 6h. The cooled mixture is poured into water and extracted with ethylacetate. The extract is evaporated yielding crude ethyl-5-(2-Methyl-1-oxo-1,2,3,4-tetrahydro-naphthalen-2-yl)-pentanoate (6a) which is
10 purified by column chromatography, yielding 3.6g of pure 6a. 6a is converted to 6b in an analogous manner to that described for the conversion of 1c to 1d in example 1. 6b was obtained as an oil, MS (APCI): 274.1 (M-1).

The enantiomers of 6b were separated by semipreparative HPLC using a Chiracel OJ-R and water/methanol as the mobile Phase. Purity was determined by analytical HPLC
15 (Chiracel OJ-R column [15cm, 4.6mm, particle size 5µm] using water 40 / methanol 60 v/v at a flow rate of 0.6ml/min, injection of 10µl-samples). Retention time and %ee of each enantiomer was 11.48min (100%ee) and 13.86min (95%ee), respectively.

Example 7:

20 6-(2-methyl-1-oxo-1,2,3,4-tetrahydro-naphthalen-2-yl)-hex-5-enoic acid hydroxyamide (7c)

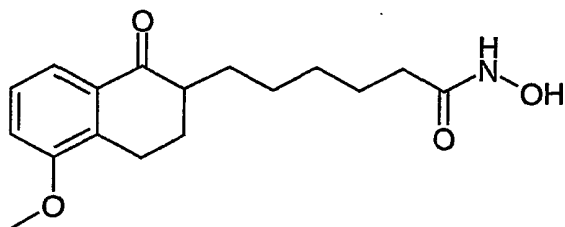


To 1.55mL diisopropylamine in 40mL THF is added a solution of 4.36mL n-butyllithium (2.5M) in hexane at -78°C. After 10min, 1.63g 2-methyl-1-tetralone in

5 mL THF is added, and the solution is stirred for 50min. Then, 1.60g 6-oxo-hexanoic acid methyl ester in 5mL THF is added dropwise, and stirring is continued for 15min. After that, the cooling bath is removed and the mixture allowed to reach rt. Conc. ammoniacchloride sol is added, and extracted with ethylacetate. After evaporation the residue is purified by column chromatography yielding 0.8g 6-hydroxy-6-(2-methyl-1-oxo-1,2,3,4-tetrahydro-naphtalen-2-yl)-hexanoic acid methyl ester (7a). 2.5g of this alcohol 8a is dissolved in 50mL dichloromethane and 2.27mL triethylamine is added. After cooling to 0°C, 2.86g methanesulfonic acid anhydride in 20mL dichloromethane is added dropwise. After complete addition, the cooling bath is removed and stirring continued over night. The solution is washed with 2N HCl and water, separated, dried and evaporated. The crude product and 1.6g 1,8-diazabicyclo[5.4.0]undecen-7-en (DBU) is dissolved in 60mL toluene an heated to reflux for 24h. The mixture is poured on 2N HCl and extracted with dichloromethane. After evaporaton and column chromatography 0.6g 6-(2-methyl-1-oxo-1,2,3,4-tetrahydro-naphtalen-2-yl)-hex-5-enoic acid methyl ester (7b) is obtained. 7b is converted to 7c in an analogous manner to that described for the conversion of 1c to 1d in example 1. 7c was obtained as an oil, MS (APCI): 286.1 (M-1).

Example 8:

20 5-(5-methoxy-1-oxo-1,2,3,4-tetrahydro-naphtalen-2-yl)-hexanoic acid hydroxamide (8f)



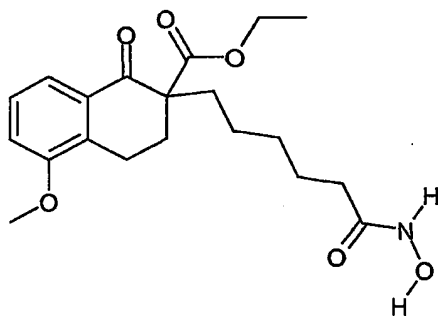
25 5-methoxy-1-oxo-1,2,3,4-tetrahydro-naphthalene-2-carboxylic acid ethyl ester (2,34g; 8a) (Genet, J.P., et al., Tetrahedron Lett. 35 (1994) 4559-4562) is treated with ethyl-6-bromo-hexanoate in a analogues way to that described for the conversion of 3a in example 3. This resulted in a mixture of 6-(5-methoxy-1-oxo-1,2,3,4-tetrahydro-naphtalen-2-yl)-hexanoic acid (8b) and 2-(5-Carboxy-pentyl)-5-methoxy-1-oxo-1,2,3,4-tetrahydro-naphtalene-2-carboxylic acid ethyl ester (8c) in a ratio of

approximately 1:1. This mixture of acids is treated with O-benzylhydroxylamine in a similar way as described for the conversion of 2b into 2c in example 2. The crude product is subjected to column chromatography yielding an inseparable mixture of 2-(5-benzyloxycarbonyl-pentyl)-5-methoxy-1-oxo-1,2,3,4-tetrahydro-naphtalene-2-carboxylic acid ethyl ester (8d) and 6-(5-methoxy-1-oxo-1,2,3,4-tetrahydro-naphtalen-2-yl)-hexanoic acid benzyloxy-amide (8e). This mixture is hydrogenated in methanol with Pd/C/BaSO₄ as a catalyst.

The resulting raw product is purified by LC/MS. Collection of the fraction with a mass of 305 yields the title compound, MS (APCI): 306.1 (M+1).

10 **Example 9:**

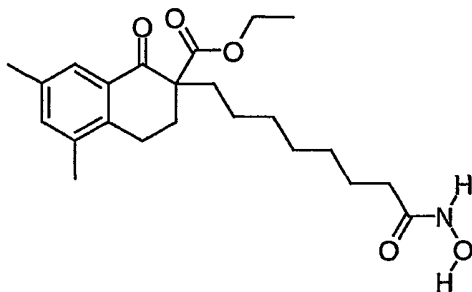
2-(5-hydroxycarbonyl-pentyl)-5-methoxy-1-oxo-1,2,3,4-tetrahydro-naphtalene-2-carboxylic acid ethyl ester (9a).



15 From the same LC/MS separation as described in example 8, a fraction with a mass of 377 was obtained, yielding the title compound, MS (APCI): 378.3 (M+1).

Example 10:

2-(7-Hydroxycarbamoyl-heptyl)-5,7-dimethyl-1-oxo-1,2,3,4-tetrahydro-naphtalene-2-carboxylic acid ethyl ester (10d)



5 5,7-dimethyl-1-oxo-1,2,3,4-tetrahydro-naphthalene-2-carboxylic acid ethyl ester (10a)
was prepared from 5,7-dimethyl-1-tetralone in the usual way. To a solution of 3.5g 10a
and 4.5g methyl-8-bromo-octanoate in 30mL ethanol at reflux is added a freshly
prepared solution of 0.35g sodium in 15mL ethanol. After 15h at reflux the ethanol is
evaporated, and dichloromethane and water are added. After separation and column
10 chromatography, 4.0g of a yellow oil is obtained. This residue is dissolved in a solution
of 690mg KOH in 10mL of water and 10mL of MeOH and refluxed for another 13h.
After cooling the solution is acidified with 2N HCl and extracted with CH₂Cl₂.
Evaporation of the solvent leaves a residue of crude 2-(7-carboxy-heptyl)-5,7-
15 dimethyl-1-oxo-1,2,3,4-tetrahydro-naphthalene-2-carboxylic acid ethyl ester. (10b)
which is purified by column chromatography, yielding 1.2g 10b. 630mg of acid 10b
are dissolved in 10mL of diethylether and 0.3mL N-methylmorpholine and 0.33mL
isobutyl chloroformate are added, followed by 270mg O-benzylhydroxylamine. Usual
workup yields 600mg (71%) of 2-(7-benzyloxycarbamoyl-heptyl)-5,7-dimethyl-1-oxo-
1,2,3,4-tetrahydro-naphthalene-2-carboxylic acid ethyl ester. (10c). 10c is converted to
20 the title compound in a manner similar to that described for the conversion of 2c into
2d in example 2. MS (APCI): 402.52 (M-1).

Example 11:

In an analogous manner to that described in the examples 1-10 and using known methods as described in the literature (e.g. in standard works such as Houben-Weyl, "Methoden der Organischen Chemie, Georg Thieme Verlag", Stuttgart; Organic Reactions, John Wiley & Sons, Inc., New York) the following compounds are prepared:

- a) 5-(6,7-dimethoxy-1-oxo-1,2,3,4-tetrahydro-naphthalen-2-yl)-pentanoic acid hydroxyamide
- b) 6-(6-dimethylamino-2-methyl-1-oxo-1,2,3,4-tetrahydro-naphthalen-2-yl)-hexanoic acid hydroxyamide
- c) 6-(6,7-dimethoxy-2-methyl-1-oxo-1,2,3,4-tetrahydro-naphthalen-2-yl)-hexanoic acid hydroxyamide
- d) 5-(6,7-dimethoxy-2-methyl-1-oxo-1,2,3,4-tetrahydro-naphthalen-2-yl)-pentanoic acid hydroxyamide
- e) 6-(6-diethylamino-2-methyl-1-oxo-1,2,3,4-tetrahydro-naphthalen-2-yl)-hexanoic acid hydroxyamide
- f) 6-(2-methyl-1-oxo-6-pyrrolidin-1-yl-1,2,3,4-tetrahydro-naphthalen-2-yl)-hexanoic acid hydroxyamide
- g) 6-(2-methyl-1-oxo-6-piperidin-1-yl-1,2,3,4-tetrahydro-naphthalen-2-yl)-hexanoic acid hydroxyamide
- h) 6-(2-methyl-1-oxo-6-phenyl-1,2,3,4-tetrahydro-naphthalen-2-yl)-hexanoic acid hydroxyamide
- i) 6-(6-bromo-2-methyl-1-oxo-1,2,3,4-tetrahydro-naphthalen-2-yl)-hexanoic acid hydroxyamide
- j) 5-(7-methoxy-1-oxo-1,2,3,4-tetrahydro-naphthalen-2-yl)-pentanoic acid hydroxyamide
- k) 5-(5-methoxy-1-oxo-1,2,3,4-tetrahydro-naphthalen-2-yl)-pentanoic acid hydroxyamide
- l) 5-(5,7-dimethyl-1-oxo-1,2,3,4-tetrahydro-naphthalen-2-yl)-pentanoic acid hydroxyamide
- m) 6-(2-methyl-1-oxo-6-pyridin-2-yl-1,2,3,4-tetrahydro-naphthalen-2-yl)-hexanoic acid hydroxyamide
- n) 6-(2-methyl-1-oxo-6-pyridin-3-yl-1,2,3,4-tetrahydro-naphthalen-2-yl)-hexanoic acid hydroxyamide

- o) 6-(2-methyl-1-oxo-6-pyridin-4-yl-1,2,3,4-tetrahydro-naphthalen-2-yl)-hexanoic acid hydroxyamide
- p) 5-(7-dimethylamino-1-oxo-1,2,3,4-tetrahydro-naphthalen-2-yl)-pentanoic acid hydroxyamide
- 5 q) 5-(7-amino-1-oxo-1,2,3,4-tetrahydro-naphthalen-2-yl)-pentanoic acid hydroxyamide
- r) 6-(2,6-dimethyl-1-oxo-1,2,3,4-tetrahydro-naphthalen-2-yl)-hexanoic acid hydroxyamide
- s) 5-(2-ethyl-1-oxo-1,2,3,4-tetrahydro-naphthalen-2-yl)-pentanoic acid hydroxyamide
- 10 t) 6-(2,5,8-trimethyl-1-oxo-1,2,3,4-tetrahydro-naphthalen-2-yl)-hexanoic acid hydroxyamide
- u) 5-(6,7-dimethoxy-1-oxo-1,2,3,4-tetrahydro-naphthalen-2-yl)-pentanoic acid hydroxyamide
- 15 v) 2-(4-hydroxycarbamoyl-butyl)-5,7-dimethyl-1-oxo-1,2,3,4-tetrahydro-naphthalene-2-carboxylic acid methyl ester
- w) 2-(5-hydroxycarbamoyl-pentyl)-6-methyl-1-oxo-1,2,3,4-tetrahydro-naphthalene-2-carboxylic acid methyl ester
- x) 2-(4-hydroxycarbamoyl-butyl)-1-oxo-1,2,3,4-tetrahydro-naphthalene-2-carboxylic acid
- 20 y) 5-(7-dimethylamino-2-methyl-1-oxo-1,2,3,4-tetrahydro-naphthalen-2-yl)-2,2-dimethyl-pentanoic acid hydroxyamide
- z) 2-methyl-5-(2-methyl-1-oxo-1,2,3,4-tetrahydro-naphthalen-2-yl)-pentanoic acid hydroxyamide
- 25 aa) 1-[3-(2-methyl-1-oxo-1,2,3,4-tetrahydro-naphthalen-2-yl)-propyl]-cyclopropanecarboxylic acid hydroxyamide
- bb) 5-(2-methyl-1-oxo-1,2,3,4-tetrahydro-naphthalen-2-yl)-pent-4-enoic acid hydroxyamide
- cc) 6-(7-Chloro-2-methyl-1-oxo-1,2,3,4-tetrahydro-naphthalen-2-yl)-hexanoic acid hydroxyamide
- 30 dd) 2-(5-hydroxycarbamoyl-pentyl)-5,7-dimethyl-1-oxo-1,2,3,4-tetrahydro-naphthalene-2-carboxylic acid ethyl ester

Example 12:**Evaluation of inhibitory properties of the compounds of the invention**

To measure the inhibitory properties of the compounds of the invention a screening assay was established using an aminocoumarin derivative of an omega-acetylated lysine as substrate for the enzyme. This assay has been described in detail by Hoffmann, K., et al., Nucleic Acid Research 27 (1999) 2057-2058). Using the protocol described therein, the inhibitory effect of the new compounds was determined at a concentration of 10nM. The observed inhibition rates for selected compounds are shown in Table 1:

Title compound of example No.	8	4	2	7	9	10
Inhibitory effect at 10 nM in %	72	71	64	60	57	55

In the same assay, suberanilohydroxamic acid (SAHA) (referenced on page 2) showed an inhibitory effect of 42% at 10nM.

Example 13:**Tablet formulation**

Item	Ingredients	mg/Tablet	
1	Compound 2d	25	100
2	Anhydrous Lactose	73	35
3	Croscarmellose	6	8
	Sodium		
4	Povidone K30	5	6
5	Magnesium Stearate	1	1
	Total Weight	140	150

15

Compound 2d is described in Example 2.

Manufacturing Procedure:

1. Mix Items 1, 2 and 3 in a suitable mixer for 15 minutes.
2. Granulate the powder mix from Step 1 with 20% Povidone K30 Solution (Item 4).
- 5 3. Dry the granulation from Step 2 at 50° C.
4. Pass the granulation from Step 3 through a suitable milling equipment.
5. Add the Item 5 to the milled granulation Step 4 and mix for 3 minutes.
6. Compress the granulation from Step 5 on a suitable press.

10

Example 14:**Capsule formulation**

Item	Ingredients	mg/Capsule	
1	Compound 2d	50	100
2	Anhydrous Lactose	123	148
3	Corn Starch	35	40
4	Talc	15	10
5	Magnesium Stearate	2	2
	Total Fill Weight	225	300

Manufacturing Procedure:

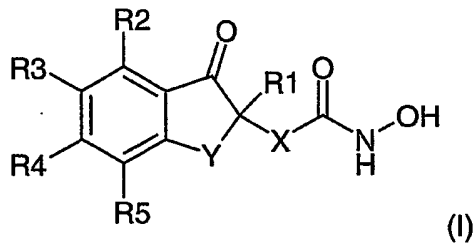
- 15 1. Mix Items 1, 2 and 3 in a suitable mixer for 15 minutes.
2. Add Items 4 & 5 and mix for 3 minutes.
3. Fill into a suitable capsule.

List of References

- Basu, B., et al., Synth. Commun., 11, 10, 1981, 803-810
- Genet, J.P., et al., Tetrahedron Lett. 35 (1994) 4559-4562
- Cancer: Principles & Practice of Oncology, Vincent T. DeVita, Jr., Samuel Hellmann,
5 Steven A. Rosenberg; 5th Ed., Lippincott-Raven Publishers (1997)
- Hoffmann, K., et al., Nucleic Acid Research 27 (1999) 2057-2058
- Houben-Weyl, "Methoden der organischen Chemie", Vol. XV/1 and XV/2
- Houben-Weyl, "Methoden der Organischen Chemie, Georg Thieme Verlag", Stuttgart
- Marks, P.M., et al., J. Natl. Cancer Inst. 15 (2000) 1210-1216
- 10 Organic Reactions, John Wiley & Sons, Inc., New York
- Pradeep, K., and Saravanan, K., Tetrahedron 54 (1998) 2161-2168
- Ugi, I., et al., Liebigs Ann. Chem. 641 (1961) 63-70
- US Patent No. 5,369,108
- WO 98/54350
- 15 WO 98/55449

Patent claims

1. A compound of formula I

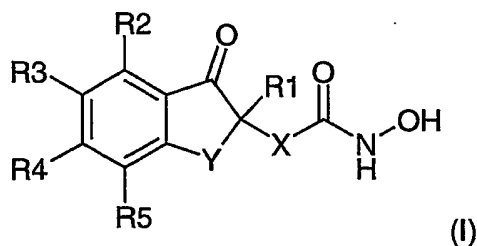


wherein:

- 5 R1 is selected from hydrogen, (1-4C)alkyl, COOH, COO(1-4C)alkyl;
 R2, R3, R4, R5 are independently selected from hydrogen, a halogen atom, an
 (1-4C)alkyl-, trifluoromethyl-, hydroxy-, (1-4C)alkoxy-, aryloxy-, arylalkyloxy-,
 nitro-, amino-, (1-4C)alkylamino-, di[(1-4C)alkyl]-amino-, piperidino,
 morpholino, pyrrolidino, (1-4C)alkanoylamino-, or an aryl group, or a
 10 heteroaryl group, or R2 and R3 together or R3 and R4 together or R4 and R5
 together, respectively, can form an (1-3C)alkylenedioxy ring, or R2 and R3
 together or R3 and R4 together or R4 and R5 together, respectively, can form an
 (3-5C)alkylene chain;
 Y is -CH₂-CH₂- ;
 15 X is an alkylene - chain of 4 to 10 carbon atoms which can be saturated or
 unsaturated with one or two double bonds or one or two triple bonds or a one
 double and one triple bond, and which can be branched or unbranched or
 interrupted by a (3-7C) cycloalkyl ring;
- 20 its enantiomers, diastereoisomers and racemates as well as its salts with
 pharmaceutically acceptable acids and bases.
2. A compound of formula I according to claim 1 wherein R1 is hydrogen or (1-4C)
 alkyl or COOR in which R is hydrogen or (1-4C) alkyl.

3. A compound of formula I according to claim 1 wherein R2, R3, R4 and R5 are independently hydrogen or three of them are hydrogen or R2 and R5 are hydrogen.
4. A compound of formula I according to claim 1 wherein X is $-(CH_2)_n-$ or $-CH=CH-(CH_2)_{n-2}-$, in which n is an integer from 3 to 7.
5. A compound of formula I according to claim 1 wherein X is $-(CH_2)_{n-1}-CH(CH_3)-$, $-(CH_2)_{n-1}-C(CH_3)_2-$ or $-(CH_2)_{n-1}-C(-CH_2-CH_2)-$ in which n is an integer from 3 to 7.
6. A compound of formula I according to claim 1, selected from the group consisting of
- 5-(1-oxo-1,2,3,4-tetrahydro-naphthalen-2-yl)-pentanoic acid hydroxamide
 - 5-(6-methoxy-1-oxo-1,2,3,4-tetrahydro-naphthalen-2-yl)-pentanoic acid hydroxyamide
 - 6-(6-chloro-1-oxo-1,2,3,4-tetrahydro-naphthalen-2-yl)-hexanoic acid hydroxyamide
 - 6-(2-methyl-1-oxo-1,2,3,4-tetrahydro-naphthalen-2-yl)-hexanoic acid hydroxyamide
 - 6-(1-oxo-1,2,3,4-tetrahydro-naphthalen-2-yl)-hexanoic acid hydroxyamide
 - 5-(2-Methyl-1-oxo-1,2,3,4-tetrahydro-naphthalen-2-yl)-pentanoic acid hydroxyamide
 - 6-(2-methyl-1-oxo-1,2,3,4-tetrahydro-naphthalen-2-yl)-hex-5-enoic acid hydroxyamide
 - 5-(5-methoxy-1-oxo-1,2,3,4-tetrahydro-naphthalen-2-yl)-hexanoic acid hydroxamide
 - 2-(5-hydroxycarbonyl-pentyl)-5-methoxy-1-oxo-1,2,3,4-tetrahydro-naphthalene-2-carboxylic acid ethyl ester
 - 2-(7-Hydroxycarbonyl-heptyl)-5,7-dimethyl-1-oxo-1,2,3,4-tetrahydro-naphthalene-2-carboxylic acid ethyl ester
 - 6-(7-Chloro-2-methyl-1-oxo-1,2,3,4-tetrahydro-naphthalen-2-yl)-hexanoic acid hydroxyamide.

7. Process for the manufacturing of a compound of formula I



wherein:

R1 is selected from hydrogen, (1-4C)alkyl, COOH, COO(1-4C)alkyl;

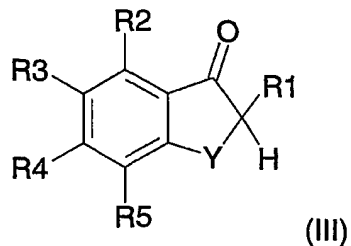
5 R2, R3, R4, R5 are independently selected from hydrogen, a halogen atom, an (1-4C)alkyl-, trifluoromethyl-, hydroxy-, (1-4C)alkoxy-, aryloxy-, arylalkyloxy-, nitro-, amino-, (1-4C)alkylamino-, di[(1-4C)alkyl]-amino-, piperidino, morpholino, pyrrolidino, (1-4C)alkanoylamino-, or an aryl group, or a heteroaryl group, or R2 and R3 together or R3 and R4 together or R4 and R5 together, respectively, can form an (1-3C)alkylenedioxy ring, or R2 and R3 together or R3 and R4 together or R4 and R5 together, respectively, can form an (3-5C)alkylene chain;

Y is -CH₂-CH₂-;

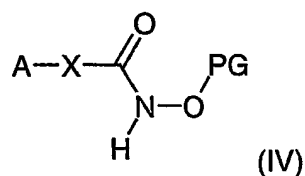
15 X is an alkylene - chain of 4 to 10 carbon atoms which can be saturated or unsaturated with one or two double bonds or one or two triple bonds or a one double and one triple bond, and which can be branched or unbranched or interrupted by a (3-7C) cycloalkyl ring;

20 its enantiomers, diastereoisomers and racemates as well as its salts with pharmaceutically acceptable acids and bases.

by reacting a compound of formula III



wherein R1, R2, R3, R4, R5 and Y have the above meaning with a compound of formula IV



5

wherein

A is a displaceable group, PG is a protecting group and X has the meaning above.

8. A pharmaceutical composition containing as active ingredient a compound of formula I according to claims 1 to 6 in admixture with a pharmaceutically acceptable carrier, excipients or diluents.
- 10 9. Use of a compound according to claims 1 to 6 for the preparation of a medicament having histone deacetylase (HDAC) inhibitor activity.
10. Use of a compound according to claim 9 as inducer of apoptosis or inhibitor of cell proliferation.

INTERNATIONAL SEARCH REPORT

International Application No
PCT/EP 01/14311

<p>A. CLASSIFICATION OF SUBJECT MATTER IPC 7 C07C259/06 A61K31/165</p>		
<p>According to International Patent Classification (IPC) or to both national classification and IPC</p>		
<p>B. FIELDS SEARCHED</p>		
<p>Minimum documentation searched (classification system followed by classification symbols) IPC 7 C07C</p>		
<p>Documentation searched other than minimum documentation to the extent that such documents are included in the fields searched</p>		
<p>Electronic data base consulted during the International search (name of data base and, where practical, search terms used) BEILSTEIN Data, CHEM ABS Data, WPI Data, EPO-Internal</p>		
<p>C. DOCUMENTS CONSIDERED TO BE RELEVANT</p>		
Category *	Citation of document, with indication, where appropriate, of the relevant passages	Relevant to claim No.
X	WO 98 55449 A (QUEENSLAND INST MED RES ;FAIRLIE DAVID (AU); PARSONS PETER G (AU);) 10 December 1998 (1998-12-10) cited in the application claims 22,23	1-10
A	US 5 369 108 A (BRESLOW RONALD ET AL) 29 November 1994 (1994-11-29) cited in the application column 11, line 3 - line 9; claims	1-10
<p><input type="checkbox"/> Further documents are listed in the continuation of box C. <input checked="" type="checkbox"/> Patent family members are listed in annex.</p>		
<p>* Special categories of cited documents :</p>		
<p>*A* document defining the general state of the art which is not considered to be of particular relevance</p>		<p>*T* later document published after the International filing date or priority date and not in conflict with the application but cited to understand the principle or theory underlying the invention</p> <p>*X* document of particular relevance; the claimed invention cannot be considered novel or cannot be considered to involve an inventive step when the document is taken alone</p> <p>*Y* document of particular relevance; the claimed invention cannot be considered to involve an inventive step when the document is combined with one or more other such documents, such combination being obvious to a person skilled in the art.</p> <p>*Z* document member of the same patent family</p>
<p>*E* earlier document but published on or after the international filing date</p>		
<p>*L* document which may throw doubts on priority claim(s) or which is cited to establish the publication date of another citation or other special reason (as specified)</p>		
<p>*O* document referring to an oral disclosure, use, exhibition or other means</p>		
<p>*P* document published prior to the International filing date but later than the priority date claimed</p>		
<p>Date of the actual completion of the international search 14 February 2002</p>		
<p>Date of mailing of the international search report 26/02/2002</p>		
<p>Name and mailing address of the ISA European Patent Office, P.B. 5618 Patentlaan 2 NL - 2280 HV Rijswijk Tel. (+31-70) 340-2040, Tx. 31 651 epo nl, Fax: (+31-70) 340-3016</p>		<p>Authorized officer Seufert, G</p>

INTERNATIONAL SEARCH REPORT

Information on patent family members

International Application No

PCT/EP 01/14311

Patent document cited in search report		Publication date	Patent family member(s)	Publication date
WO 9855449	A	10-12-1998	AU 7751698 A	21-12-1998
			WO 9855449 A1	10-12-1998
			EP 0988280 A1	29-03-2000
US 5369108	A	29-11-1994	AT 183185 T	15-08-1999
			AU 668696 B2	16-05-1996
			AU 2870392 A	03-05-1993
			AU 708115 B2	29-07-1999
			AU 6206396 A	17-10-1996
			CA 2120619 A1	15-04-1993
			DE 69229800 D1	16-09-1999
			DE 69229800 T2	27-04-2000
			EP 0642509 A1	15-03-1995
			ES 2134815 T3	16-10-1999
			FI 941537 A	31-05-1994
			HU 67421 A2	28-04-1995
			JP 7502494 T	16-03-1995
			KR 263264 B1	01-08-2000
			KR 258680 B1	15-05-2000
			NO 941166 A	30-05-1994
			RU 2128643 C1	10-04-1999
			WO 9307148 A1	15-04-1993
			US 5932616 A	03-08-1999
			US 5700811 A	23-12-1997
			US 6087367 A	11-07-2000

THIS PAGE BLANK (USPTO)